

Children, Schools and Families

Keeping the child
at the centre



eSafety for Parents and Carers

Ernest Charlton
Educational ICT Consultant

SCH@L@RICT

Welcome!

**A key skill
for life**

**Accessed
anywhere
anytime**

**Wide and
flexible
range of
information**

**Motivational
and fun**


**Easy to
communicate
with friends
and family**

**Raise
standards**

**Why do we and our young people
use ICT?**


Aims of this presentation

- Look at how children are using the Internet
- Raise awareness of eSafety issues
- Consider ways of working together as parents/ carers and the school
- Offer guidance on keeping your child safe
- Next steps




**Respond to
the negative**

**Promote the
positive**



Some videos to make you think.

Where's Klaus?



Do you know?

Once posted
you never lose
it.

Quick Acronym game: Test your knowledge

LOLTWOM (Laughing out loud, they won't outsmart me).

- 182
- ADR
- AITR
- ASL
- CYT
- F2F
- GAP
- ILU
- KFY or K4Y
- KPC
- LKITR
- LMIRL
- M4C
- MorF
- MOOS
- MOS
- MIRL
- OLL

PAL
PAW
PIR
PBB
PLOS
POM
POS
PRW
S2R
TAW
WYCM
WYRN
WUF

Quick text game: Test your knowledge

LOLTWOM (Laughing out loud, they won't outsmart me).

- 182 = I hate you
- ADR
- AITR
- ASL
- CYT
- F2F
- GAP
- ILU
- KFY or K4Y
- KPC
- LKITR
- LMIRL
- M4C
- MorF
- MOOS
- MOS
- MIRL
- OLL

PAL
PAW
PIR
PBB
PLOS
POM
POS
PRW
S2R
TAW
WYCM
WYRN
WUF

Quick text game: Test your knowledge

LOLTWOM (Laughing out loud, they won't outsmart me).

- 182 = I hate you
- ADR = Address
- AITR
- ASL
- CYT
- F2F
- GAP
- ILU
- KFY or K4Y
- KPC
- LKITR
- LMIRL
- M4C
- MorF
- MOOS
- MOS
- MIRL
- OLL

PAL
PAW
PIR
PBB
PLOS
POM
POS
PRW
S2R
TAW
WYCM
WYRN
WUF

or

Quick text game: Test your knowledge

LOLTWOM (Laughing out loud, they won't outsmart me).

- 182 = I hate you
- ADR = Address
- AITR = Adult in the room
- ASL
- CYT
- F2F
- GAP
- ILU
- KFY or K4Y
- KPC
- LKITR
- LMIRL
- M4C
- MorF
- MOOS
- MOS
- MIRL
- OLL

PAL
PAW
PIR
PBB
PLOS
POM
POS
PRW
S2R
TAW
WYCM
WYRN
WUF

Quick text game: Test your knowledge

LOLTWOM (Laughing out loud, they won't outsmart me).

- 182 = I hate you
- ADR = Address
- AITR = Adult in the room
- ASL = Age/Sex/Location
- CYT
- F2F
- GAP
- ILU
- KFY or K4Y
- KPC
- LKITR
- LMIRL
- M4C
- MorF
- MOOS
- MOS
- MIRL
- OLL

PAL
PAW
PIR
PBB
PLOS
POM
POS
PRW
S2R
TAW
WYCM
WYRN
WUF

or

Quick text game: Test your knowledge

LOLTWOM (Laughing out loud, they won't outsmart me).

- 182 = I hate you
- ADR = Address
- AITR = Adult in the room
- ASL = Age/Sex/Location
- CYT
- F2F
- GAP
- ILU
- KFY or K4Y
- KPC
- LKITR
- LMIRL
- M4C
- MorF
- MOOS
- MOS
- MIRL
- OLL

PAL
PAW
PIR
PBB
PLOS
POM
POS
PRW
S2R
TAW
WYCM
WYRN
WUF

or

Quick text game: Test your knowledge

LOLTWOM (Laughing out loud, they won't outsmart me).

- 182 = I hate you
- ADR = Address
- AITR = Adult in the room
- ASL = Age/Sex/Location
- CYT = See you tomorrow
- F2F
- GAP
- ILU
- KFY or K4Y
- KPC
- LKITR
- LMIRL
- M4C
- MorF
- MOOS
- MOS
- MIRL
- OLL

PAL
PAW
PIR
PBB
PLOS
POM
POS
PRW
S2R
TAW
WYCM
WYRN
WUF

or

Quick text game: Test your knowledge

LOLTWOM (Laughing out loud, they won't outsmart me).

- 182 = I hate you
- ADR = Address
- AITR = Adult in the room
- ASL = Age/Sex/Location
- CYT = See you tomorrow
- F2F = Face to face
- GAP
- ILU
- KFY or K4Y
- KPC
- LKITR
- LMIRL
- M4C
- MorF
- MOOS
- MOS
- MIRL
- OLL

PAL
PAW
PIR
PBB
PLOS
POM
POS
PRW
S2R
TAW
WYCM
WYRN
WUF

or

Quick text game: Test your knowledge

LOLTWOM (Laughing out loud, they won't outsmart me).

- 182 = I hate you
- ADR = Address
- AITR = Adult in the room
- ASL = Age/Sex/Location
- CYT = See you tomorrow
- F2F = Face to face
- GAP = Got a pic?
- ILU
- KFY or K4'
- KPC
- LKITR
- LMIRL
- M4C
- MorF
- MOOS
- MOS
- MIRL
- OLL

PAL
PAW
PIR
PBB
PLOS
POM
POS
PRW
S2R
TAW
WYCM
WYRN
WUF

or

Quick text game: Test your knowledge

LOLTWOM (Laughing out loud, they won't outsmart me).

- 182 = I hate you
- ADR = Address
- AITR = Adult in the room
- ASL = Age/Sex/Location
- CYT = See you tomorrow
- F2F = Face to face
- GAP = Got a pic?
- ILU = I love you
- KFY or K4Y
- KPC
- LKITR
- LMIRL
- M4C
- MorF
- MOOS
- MOS
- MIRL
- OLL

PAL
PAW
PIR
PBB
PLOS
POM
POS
PRW
S2R
TAW
WYCM
WYRN
WUF

or

Quick text game: Test your knowledge

LOLTWOM (Laughing out loud, they won't outsmart me).

- 182 = I hate you
- ADR = Address
- AITR = Adult in the room
- ASL = Age/Sex/Location
- CYT = See you tomorrow
- F2F = Face to face
- GAP = Got a pic?
- ILU = I love you
- KFY or K4Y = Kiss for you
- KPC
- LKITR
- LMIRL
- M4C
- MorF
- MOOS
- MOS
- MIRL
- OLL

PAL
PAW
PIR
PBB
PLOS
POM
POS
PRW
S2R
TAW
WYCM
WYRN
WUF

or

Quick text game: Test your knowledge

LOLTWOM (Laughing out loud, they won't outsmart me).

- 182 = I hate you
 - ADR = Address
 - AITR = Adult in the room
 - ASL = Age/Sex/Location
 - CYT = See you tomorrow
 - F2F = Face to face
 - GAP = Got a pic?
 - ILU = I love you
 - KFY or K4Y = Kiss for you
 - KPC = Keeping parents clueless
 - LKITR
 - LMIRL
 - M4C
 - MorF
 - MOOS
 - MOS
 - MIRL
 - OLL
- PAL
 - PAW
 - PIR
 - PBB
 - PLOS
 - POM
 - POS
 - PRW
 - S2R
 - TAW
 - WYCM
 - WYRN
 - WUF

or

Quick text game: Test your knowledge

LOLTWOM (Laughing out loud, they won't outsmart me).

- | | | |
|--------------|----------------------------|------|
| • 182 | = I hate you | PAL |
| • ADR | = Address | PAW |
| • AITR | = Adult in the room | PIR |
| • ASL | = Age/Sex/Location | PBB |
| • CYT | = See you tomorrow | PLOS |
| • F2F | = Face to face | POM |
| • GAP | = Got a pic? | POS |
| • ILU | = I love you | PRW |
| • KFY or K4Y | = Kiss for you | S2R |
| • KPC | = Keeping parents clueless | TAW |
| • LKTR | = Little kid in the room | WYCM |
| • LMIRL | = Let's meet in real life | WYRN |
| • M4C | : | WUF |
| • MorF | : | |
| • MOOS | | |
| • MOS | : | |
| • MIRL | : | |
| • OLL | : | |

or

Quick text game: Test your knowledge

LOLTWOM (Laughing out loud, they won't outsmart me).

- 182 = I hate you
 - ADR = Address
 - AITR = Adult in the room
 - ASL = Age/Sex/Location
 - CYT = See you tomorrow
 - F2F = Face to face
 - GAP = Got a pic?
 - ILU = I love you
 - KFY or K4Y = Kiss for you
 - KPC = Keeping parents clueless
 - LKITR = Little kid in the room
 - LMIRL = Let's meet in real life
 - M4C = Meet for coffee
 - MorF
 - MOOS
 - MOS
 - MIRL
 - OLL
- PAL
 - PAW
 - PIR
 - PBB
 - PLOS
 - POM
 - POS
 - PRW
 - S2R
 - TAW
 - WYCM
 - WYRN
 - WUF

or

Quick text game: Test your knowledge

LOLTWOM (Laughing out loud, they won't outsmart me).

- 182 = I hate you
- ADR = Address
- AITR = Adult in the room
- ASL = Age/Sex/Location
- CYT = See you tomorrow
- F2F = Face to face
- GAP = Got a pic?
- ILU = I love you
- KFY or K4Y = Kiss for you
- KPC = Keeping parents clueless
- LKITR = Little kid in the room
- LMIRL = Let's meet in real life
- M4C = Meet for coffee
- MorF = Male or female
- MOOS
- MOS
- MIRL
- OLL

PAL
PAW
PIR
PBB
PLOS
POM
POS
PRW
S2R
TAW
WYCM
WYRN
WUF

or

Quick text game: Test your knowledge

LOLTWOM (Laughing out loud, they won't outsmart me).

- | | | |
|--------------|------------------------------|------|
| • 182 | = I hate you | PAL |
| • ADR | = Address | PAW |
| • AITR | = Adult in the room | PIR |
| • ASL | = Age/Sex/Location | PBB |
| • CYT | = See you tomorrow | PLOS |
| • F2F | = Face to face | POM |
| • GAP | = Got a pic? | POS |
| • ILU | = I love you | PRW |
| • KFY or K4Y | = Kiss for you | S2R |
| • KPC | = Keeping parents clueless | TAW |
| • LKTR | = Little kid in the room | WYCM |
| • LMIRL | = Let's meet in real life | WYRN |
| • M4C | = Meet for coffee | WUF |
| • MorF | = Male or female | |
| • MOOS | = Member of the opposite sex | |
| • MOS | | |
| • MIRL | | |
| • OLL | | |

or

Quick text game: Test your knowledge

LOLTWOM (Laughing out loud, they won't outsmart me).

- | | | |
|--------------|------------------------------|------|
| • 182 | = I hate you | PAL |
| • ADR | = Address | PAW |
| • AITR | = Adult in the room | PIR |
| • ASL | = Age/Sex/Location | PBB |
| • CYT | = See you tomorrow | PLOS |
| • F2F | = Face to face | POM |
| • GAP | = Got a pic? | POS |
| • ILU | = I love you | PRW |
| • KFY or K4Y | = Kiss for you | S2R |
| • KPC | = Keeping parents clueless | TAW |
| • LKTR | = Little kid in the room | WYCM |
| • LMIRL | = Let's meet in real life | WYRN |
| • M4C | = Meet for coffee | WUF |
| • MorF | = Male or female | |
| • MOOS | = Member of the opposite sex | |
| • MOS | = Mum over shoulder | |
| • MIRL | | |
| • OLL | | |

or

Quick text game: Test your knowledge

LOLTWOM (Laughing out loud, they won't outsmart me).

- | | | |
|--------------|------------------------------|------|
| • 182 | = I hate you | PAL |
| • ADR | = Address | PAW |
| • AITR | = Adult in the room | PIR |
| • ASL | = Age/Sex/Location | PBB |
| • CYT | = See you tomorrow | PLOS |
| • F2F | = Face to face | POM |
| • GAP | = Got a pic? | POS |
| • ILU | = I love you | PRW |
| • KFY or K4Y | = Kiss for you | S2R |
| • KPC | = Keeping parents clueless | TAW |
| • LKTR | = Little kid in the room | WYCM |
| • LMIRL | = Let's meet in real life | WYRN |
| • M4C | = Meet for coffee | WUF |
| • MorF | = Male or female | |
| • MOOS | = Member of the opposite sex | |
| • MOS | = Mum over shoulder | |
| • MRL | = Meet in real life | |
| • OLL | | |

or

Quick text game: Test your knowledge

LOLTWOM (Laughing out loud, they won't outsmart me).

- | | | |
|--------------|------------------------------|------|
| • 182 | = I hate you | PAL |
| • ADR | = Address | PAW |
| • AITR | = Adult in the room | PIR |
| • ASL | = Age/Sex/Location | PBB |
| • CYT | = See you tomorrow | PLOS |
| • F2F | = Face to face | POM |
| • GAP | = Got a pic? | POS |
| • ILU | = I love you | PRW |
| • KFY or K4Y | = Kiss for you | S2R |
| • KPC | = Keeping parents clueless | TAW |
| • LKTR | = Little kid in the room | WYCM |
| • LMIRL | = Let's meet in real life | WYRN |
| • M4C | = Meet for coffee | WUF |
| • MorF | = Male or female | |
| • MOOS | = Member of the opposite sex | |
| • MOS | = Mum over shoulder | |
| • MRL | = Meet in real life | |
| • OLL | = Online love | |

Quick text game: Test your knowledge

LOLTWOM (Laughing out loud, they won't outsmart me).

- | | | | |
|--------------|------------------------------|------|-------------------------|
| • 182 | = I hate you | PAL | = Parents are listening |
| • ADR | = Address | PAW | |
| • AITR | = Adult in the room | PIR | |
| • ASL | = Age/Sex/Location | PBB | |
| • CYT | = See you tomorrow | PLOS | |
| • F2F | = Face to face | POM | |
| • GAP | = Got a pic? | POS | |
| • ILU | = I love you | PRW | |
| • KFY or K4Y | = Kiss for you | S2R | |
| • KPC | = Keeping parents clueless | TAW | |
| • LKTR | = Little kid in the room | WYCM | |
| • LMIRL | = Let's meet in real life | WYRN | |
| • M4C | = Meet for coffee | WUF | |
| • MorF | = Male or female | | |
| • MOOS | = Member of the opposite sex | | |
| • MOS | = Mum over shoulder | | |
| • MRL | = Meet in real life | | |
| • OLL | = Online love | | |

Quick text game: Test your knowledge

LOLTWOM (Laughing out loud, they won't outsmart me).

- | | | | |
|--------------|------------------------------|------|-------------------------|
| • 182 | = I hate you | PAL | = Parents are listening |
| • ADR | = Address | PAW | = Parents are watching |
| • AITR | = Adult in the room | PIR | |
| • ASL | = Age/Sex/Location | PBB | |
| • CYT | = See you tomorrow | PLOS | |
| • F2F | = Face to face | POM | |
| • GAP | = Got a pic? | POS | |
| • ILU | = I love you | PRW | |
| • KFY or K4Y | = Kiss for you | S2R | |
| • KPC | = Keeping parents clueless | TAW | |
| • LKTR | = Little kid in the room | WYCM | |
| • LMIRL | = Let's meet in real life | WYRN | |
| • M4C | = Meet for coffee | WUF | |
| • MorF | = Male or female | | |
| • MOOS | = Member of the opposite sex | | |
| • MOS | = Mum over shoulder | | |
| • MIRL | = Meet in real life | | |
| • OLL | = Online love | | |

Quick text game: Test your knowledge

LOLTWOM (Laughing out loud, they won't outsmart me).

- | | | | |
|--------------|------------------------------|------|-------------------------|
| • 182 | = I hate you | PAL | = Parents are listening |
| • ADR | = Address | PAW | = Parents are watching |
| • AITR | = Adult in the room | PIR | = Parent in room |
| • ASL | = Age/Sex/Location | PBB | |
| • CYT | = See you tomorrow | PLOS | |
| • F2F | = Face to face | POM | |
| • GAP | = Got a pic? | POS | |
| • ILU | = I love you | PRW | |
| • KFY or K4Y | = Kiss for you | S2R | |
| • KPC | = Keeping parents clueless | TAW | |
| • LKTR | = Little kid in the room | WYCM | |
| • LMIRL | = Let's meet in real life | WYRN | |
| • M4C | = Meet for coffee | WUF | |
| • MorF | = Male or female | | |
| • MOOS | = Member of the opposite sex | | |
| • MOS | = Mum over shoulder | | |
| • MIRL | = Meet in real life | | |
| • OLL | = Online love | | |

Quick text game: Test your knowledge

LOLTWOM (Laughing out loud, they won't outsmart me).

- | | | | |
|--------------|------------------------------|------|-------------------------|
| • 182 | = I hate you | PAL | = Parents are listening |
| • ADR | = Address | PAW | = Parents are watching |
| • AITR | = Adult in the room | PIR | = Parent in room |
| • ASL | = Age/Sex/Location | PBB | = Parent behind back |
| • CYT | = See you tomorrow | PLOS | |
| • F2F | = Face to face | POM | |
| • GAP | = Got a pic? | POS | |
| • ILU | = I love you | PRW | |
| • KFY or K4Y | = Kiss for you | S2R | |
| • KPC | = Keeping parents clueless | TAW | |
| • LKTR | = Little kid in the room | WYCM | |
| • LMIRL | = Let's meet in real life | WYRN | |
| • M4C | = Meet for coffee | WUF | |
| • MorF | = Male or female | | |
| • MOOS | = Member of the opposite sex | | |
| • MOS | = Mum over shoulder | | |
| • MRL | = Meet in real life | | |
| • OLL | = Online love | | |

Quick text game: Test your knowledge

LOLTWOM (Laughing out loud, they won't outsmart me).

- | | | | |
|--------------|------------------------------|------|---------------------------------|
| • 182 | = I hate you | PAL | = Parents are listening |
| • ADR | = Address | PAW | = Parents are watching |
| • AITR | = Adult in the room | PIR | = Parent in room |
| • ASL | = Age/Sex/Location | PBB | = Parent behind back |
| • CYT | = See you tomorrow | PLOS | = Parents looking over shoulder |
| • F2F | = Face to face | POM | |
| • GAP | = Got a pic? | POS | |
| • ILU | = I love you | PRW | |
| • KFY or K4Y | = Kiss for you | S2R | |
| • KPC | = Keeping parents clueless | TAW | |
| • LKTR | = Little kid in the room | WYCM | |
| • LMIRL | = Let's meet in real life | WYRN | |
| • M4C | = Meet for coffee | WUF | |
| • MorF | = Male or female | | |
| • MOOS | = Member of the opposite sex | | |
| • MOS | = Mum over shoulder | | |
| • MRL | = Meet in real life | | |
| • OLL | = Online love | | |

Quick text game: Test your knowledge

LOLTWOM (Laughing out loud, they won't outsmart me).

- | | | | |
|--------------|------------------------------|------|---------------------------------|
| • 182 | = I hate you | PAL | = Parents are listening |
| • ADR | = Address | PAW | = Parents are watching |
| • AITR | = Adult in the room | PIR | = Parent in room |
| • ASL | = Age/Sex/Location | PBB | = Parent behind back |
| • CYT | = See you tomorrow | PLOS | = Parents looking over shoulder |
| • F2F | = Face to face | POMS | = Parent over my shoulder |
| • GAP | = Got a pic? | POS | |
| • ILU | = I love you | PRW | |
| • KFY or K4Y | = Kiss for you | S2R | |
| • KPC | = Keeping parents clueless | TAW | |
| • LKTR | = Little kid in the room | WYCM | |
| • LMIRL | = Let's meet in real life | WYRN | |
| • M4C | = Meet for coffee | WUF | |
| • MorF | = Male or female | | |
| • MOOS | = Member of the opposite sex | | |
| • MOS | = Mum over shoulder | | |
| • MRL | = Meet in real life | | |
| • OLL | = Online love | | |

Quick text game: Test your knowledge

LOLTWOM (Laughing out loud, they won't outsmart me).

- | | | | |
|--------------|------------------------------|------|---------------------------------|
| • 182 | = I hate you | PAL | = Parents are listening |
| • ADR | = Address | PAW | = Parents are watching |
| • AITR | = Adult in the room | PIR | = Parent in room |
| • ASL | = Age/Sex/Location | PBB | = Parent behind back |
| • CYT | = See you tomorrow | PLOS | = Parents looking over shoulder |
| • F2F | = Face to face | POM | = Parent over my shoulder |
| • GAP | = Got a pic? | POS | = Parent over shoulder |
| • ILU | = I love you | PRW | |
| • KFY or K4Y | = Kiss for you | S2R | |
| • KPC | = Keeping parents clueless | TAW | |
| • LKTR | = Little kid in the room | WYCM | |
| • LMIRL | = Let's meet in real life | WYRN | |
| • M4C | = Meet for coffee | WUF | |
| • MorF | = Male or female | | |
| • MOOS | = Member of the opposite sex | | |
| • MOS | = Mum over shoulder | | |
| • MIRL | = Meet in real life | | |
| • OLL | = Online love | | |

Quick text game: Test your knowledge

LOLTWOM (Laughing out loud, they won't outsmart me).

- | | | | |
|--------------|------------------------------|------|---------------------------------|
| • 182 | = I hate you | PAL | = Parents are listening |
| • ADR | = Address | PAW | = Parents are watching |
| • AITR | = Adult in the room | PIR | = Parent in room |
| • ASL | = Age/Sex/Location | PBB | = Parent behind back |
| • CYT | = See you tomorrow | PLOS | = Parents looking over shoulder |
| • F2F | = Face to face | POM | = Parent over my shoulder |
| • GAP | = Got a pic? | POS | = Parent over shoulder |
| • ILU | = I love you | PRW | = Parents are watching |
| • KFY or K4Y | = Kiss for you | S2R | |
| • KPC | = Keeping parents clueless | TAW | |
| • LKTR | = Little kid in the room | WYCM | |
| • LMIRL | = Let's meet in real life | WYRN | |
| • M4C | = Meet for coffee | WUF | |
| • MorF | = Male or female | | |
| • MOOS | = Member of the opposite sex | | |
| • MOS | = Mum over shoulder | | |
| • MIRL | = Meet in real life | | |
| • OLL | = Online love | | |

Quick text game: Test your knowledge

LOLTWOM (Laughing out loud, they won't outsmart me).

- | | | | |
|--------------|------------------------------|------|---------------------------------|
| • 182 | = I hate you | PAL | = Parents are listening |
| • ADR | = Address | PAW | = Parents are watching |
| • AITR | = Adult in the room | PIR | = Parent in room |
| • ASL | = Age/Sex/Location | PBB | = Parent behind back |
| • CYT | = See you tomorrow | PLOS | = Parents looking over shoulder |
| • F2F | = Face to face | POM | = Parent over my shoulder |
| • GAP | = Got a pic? | POS | = Parent over shoulder |
| • ILU | = I love you | PRW | = Parents are watching |
| • KFY or K4Y | = Kiss for you | S2R | = Send to receive (photo) |
| • KPC | = Keeping parents clueless | TAW | |
| • LKTR | = Little kid in the room | WYCM | |
| • LMIRL | = Let's meet in real life | WYRN | |
| • M4C | = Meet for coffee | WUF | |
| • MorF | = Male or female | | |
| • MOOS | = Member of the opposite sex | | |
| • MOS | = Mum over shoulder | | |
| • MIRL | = Meet in real life | | |
| • OLL | = Online love | | |

Quick text game: Test your knowledge

LOLTWOM (Laughing out loud, they won't outsmart me).

- | | | | |
|--------------|------------------------------|------|---------------------------------|
| • 182 | = I hate you | PAL | = Parents are listening |
| • ADR | = Address | PAW | = Parents are watching |
| • AITR | = Adult in the room | PIR | = Parent in room |
| • ASL | = Age/Sex/Location | PBB | = Parent behind back |
| • CYT | = See you tomorrow | PLOS | = Parents looking over shoulder |
| • F2F | = Face to face | POM | = Parent over my shoulder |
| • GAP | = Got a pic? | POS | = Parent over shoulder |
| • ILU | = I love you | PRW | = Parents are watching |
| • KFY or K4Y | = Kiss for you | S2R | = Send to receive (photo) |
| • KPC | = Keeping parents clueless | TAW | = Teachers are watching |
| • LKTR | = Little kid in the room | WYCM | |
| • LMIRL | = Let's meet in real life | WYRN | |
| • M4C | = Meet for coffee | WUF | |
| • MorF | = Male or female | | |
| • MOOS | = Member of the opposite sex | | |
| • MOS | = Mum over shoulder | | |
| • MIRL | = Meet in real life | | |
| • OLL | = Online love | | |

Quick text game: Test your knowledge

LOLTWOM (Laughing out loud, they won't outsmart me).

- | | | | |
|--------------|------------------------------|------|---------------------------------|
| • 182 | = I hate you | PAL | = Parents are listening |
| • ADR | = Address | PAW | = Parents are watching |
| • AITR | = Adult in the room | PIR | = Parent in room |
| • ASL | = Age/Sex/Location | PBB | = Parent behind back |
| • CYT | = See you tomorrow | PLOS | = Parents looking over shoulder |
| • F2F | = Face to face | POM | = Parent over my shoulder |
| • GAP | = Got a pic? | POS | = Parent over shoulder |
| • ILU | = I love you | PRW | = Parents are watching |
| • KFY or K4Y | = Kiss for you | S2R | = Send to receive (photo) |
| • KPC | = Keeping parents clueless | TAW | = Teachers are watching |
| • LKTR | = Little kid in the room | WYCM | = Will you call me? |
| • LMIRL | = Let's meet in real life | WYRN | |
| • M4C | = Meet for coffee | WUF | |
| • MorF | = Male or female | | |
| • MOOS | = Member of the opposite sex | | |
| • MOS | = Mum over shoulder | | |
| • MIRL | = Meet in real life | | |
| • OLL | = Online love | | |

Quick text game: Test your knowledge

LOLTWOM (Laughing out loud, they won't outsmart me).

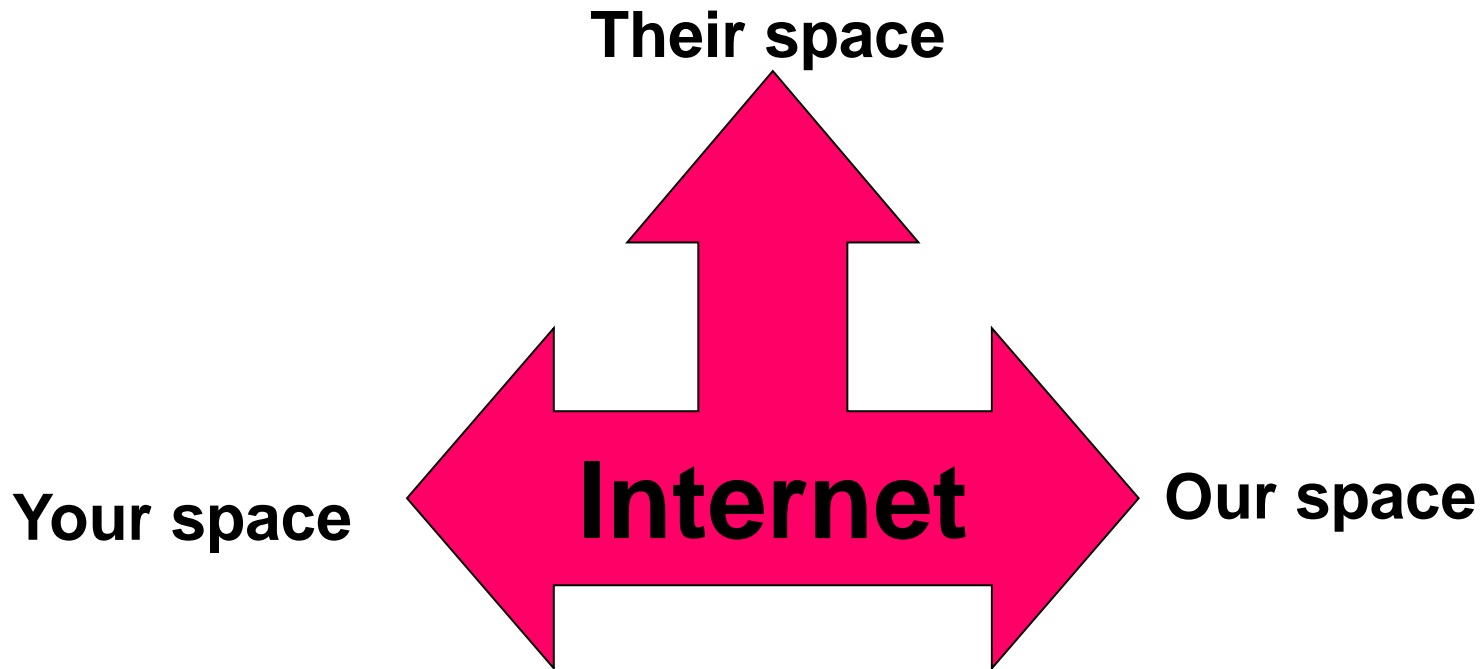
- | | | | |
|--------------|------------------------------|------|---------------------------------|
| • 182 | = I hate you | PAL | = Parents are listening |
| • ADR | = Address | PAW | = Parents are watching |
| • AITR | = Adult in the room | PIR | = Parent in room |
| • ASL | = Age/Sex/Location | PBB | = Parent behind back |
| • CYT | = See you tomorrow | PLOS | = Parents looking over shoulder |
| • F2F | = Face to face | POM | = Parent over my shoulder |
| • GAP | = Got a pic? | POS | = Parent over shoulder |
| • ILU | = I love you | PRW | = Parents are watching |
| • KFY or K4Y | = Kiss for you | S2R | = Send to receive (photo) |
| • KPC | = Keeping parents clueless | TAW | = Teachers are watching |
| • LKTR | = Little kid in the room | WYCM | = Will you call me? |
| • LMIRL | = Let's meet in real life | WYRN | = What's your real name? |
| • M4C | = Meet for coffee | WUF | |
| • MorF | = Male or female | | |
| • MOOS | = Member of the opposite sex | | |
| • MOS | = Mum over shoulder | | |
| • MIRL | = Meet in real life | | |
| • OLL | = Online love | | |

Quick text game: Test your knowledge

LOLTWOM (Laughing out loud, they won't outsmart me).

- | | | | |
|--------------|------------------------------|------|---------------------------------|
| • 182 | = I hate you | PAL | = Parents are listening |
| • ADR | = Address | PAW | = Parents are watching |
| • AITR | = Adult in the room | PIR | = Parent in room |
| • ASL | = Age/Sex/Location | PBB | = Parent behind back |
| • CYT | = See you tomorrow | PLOS | = Parents looking over shoulder |
| • F2F | = Face to face | POM | = Parent over my shoulder |
| • GAP | = Got a pic? | POS | = Parent over shoulder |
| • ILU | = I love you | PRW | = Parents are watching |
| • KFY or K4Y | = Kiss for you | S2R | = Send to receive (photo) |
| • KPC | = Keeping parents clueless | TAW | = Teachers are watching |
| • LKTR | = Little kid in the room | WYCM | = Will you call me? |
| • LMIRL | = Let's meet in real life | WYRN | = What's your real name? |
| • M4C | = Meet for coffee | WUF | = Where you from? |
| • MorF | = Male or female | | |
| • MOOS | = Member of the opposite sex | | |
| • MOS | = Mum over shoulder | | |
| • MIRL | = Meet in real life | | |
| • OLL | = Online love | | |

The Internet and Related Technologies



How we use these technologies

Parents / Carers

- e-mail
- Shopping
- Booking holidays
- Research
- Banking

Young people

Music
Games
Chat
Instant Messaging IM
Blogs
Social Networking

Are you one of the 28% of parents who use the internet and describe themselves as beginners?


7% of children describe themselves as beginners

Moving on.....

(Parents / Carers)


**Young people
web2**

Download




Upload

Consume




Create

"Corporate"




Personal

Separate media



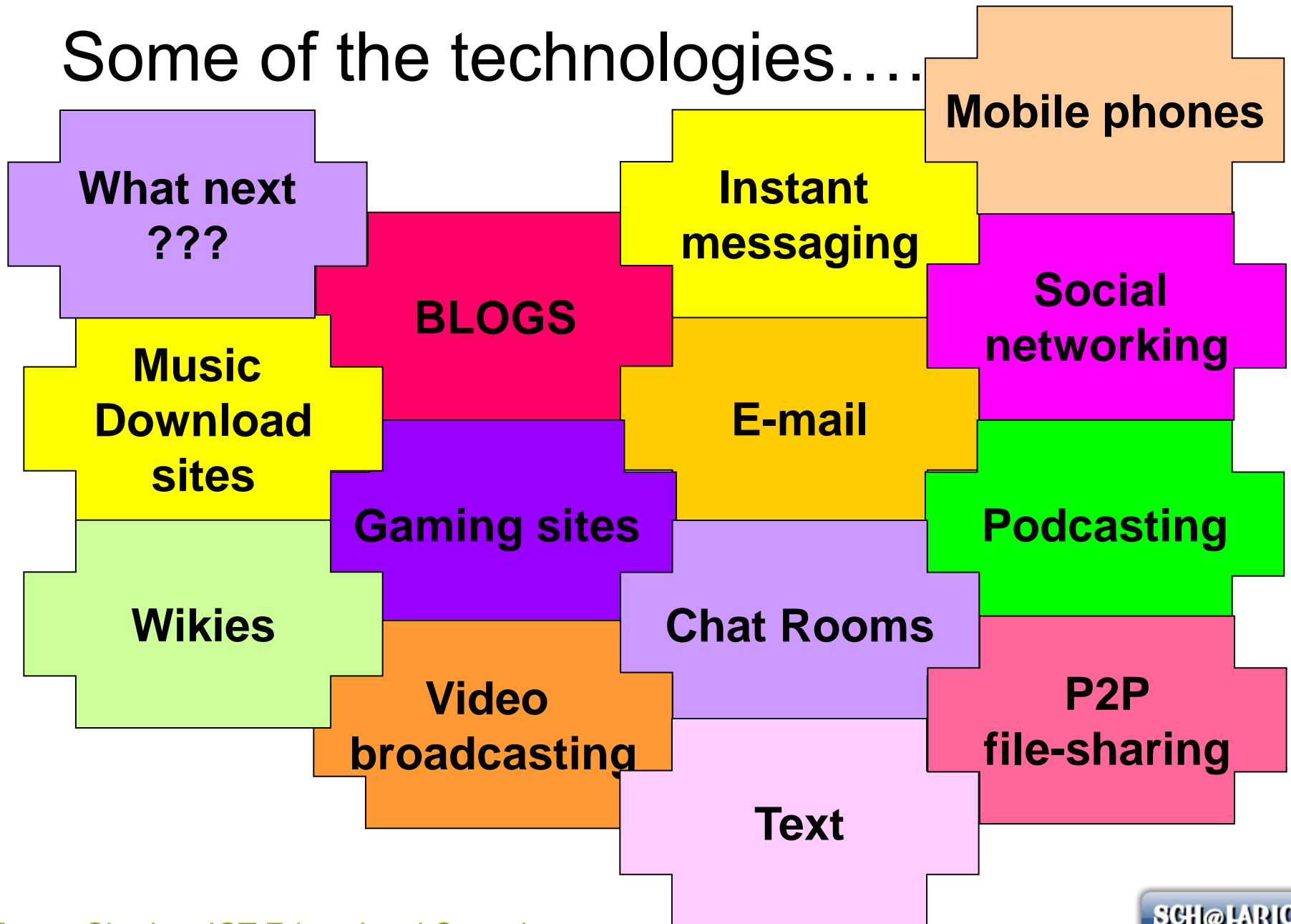
Converged media

Static



Interactive

Some of the technologies....



BLOGS

- Blog is short for web log or online diary
- Easy to create and use
- Easy to add comments and share ideas or opinions

1% of parents thought their child blogged

33% of children used blogs

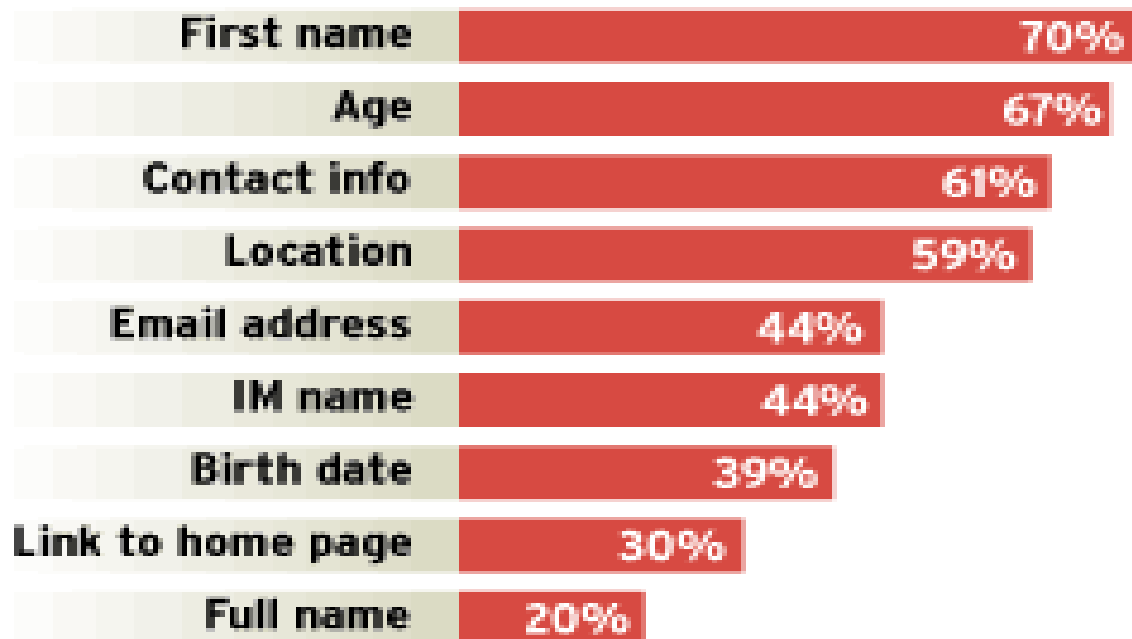
67% of parents didn't know what a blog was

UK Children Go Online, 2009, 9-19 year olds

Are our children and young people aware of the risks?

Revealing kids Child bloggers often post plenty of personal details on their web sites.

DISTRIBUTION OF DISCLOSED PERSONAL INFORMATION



SOURCE: David Huffaker,
Georgetown master's thesis

MSNBC

Who is the child sex offender? Obvious!

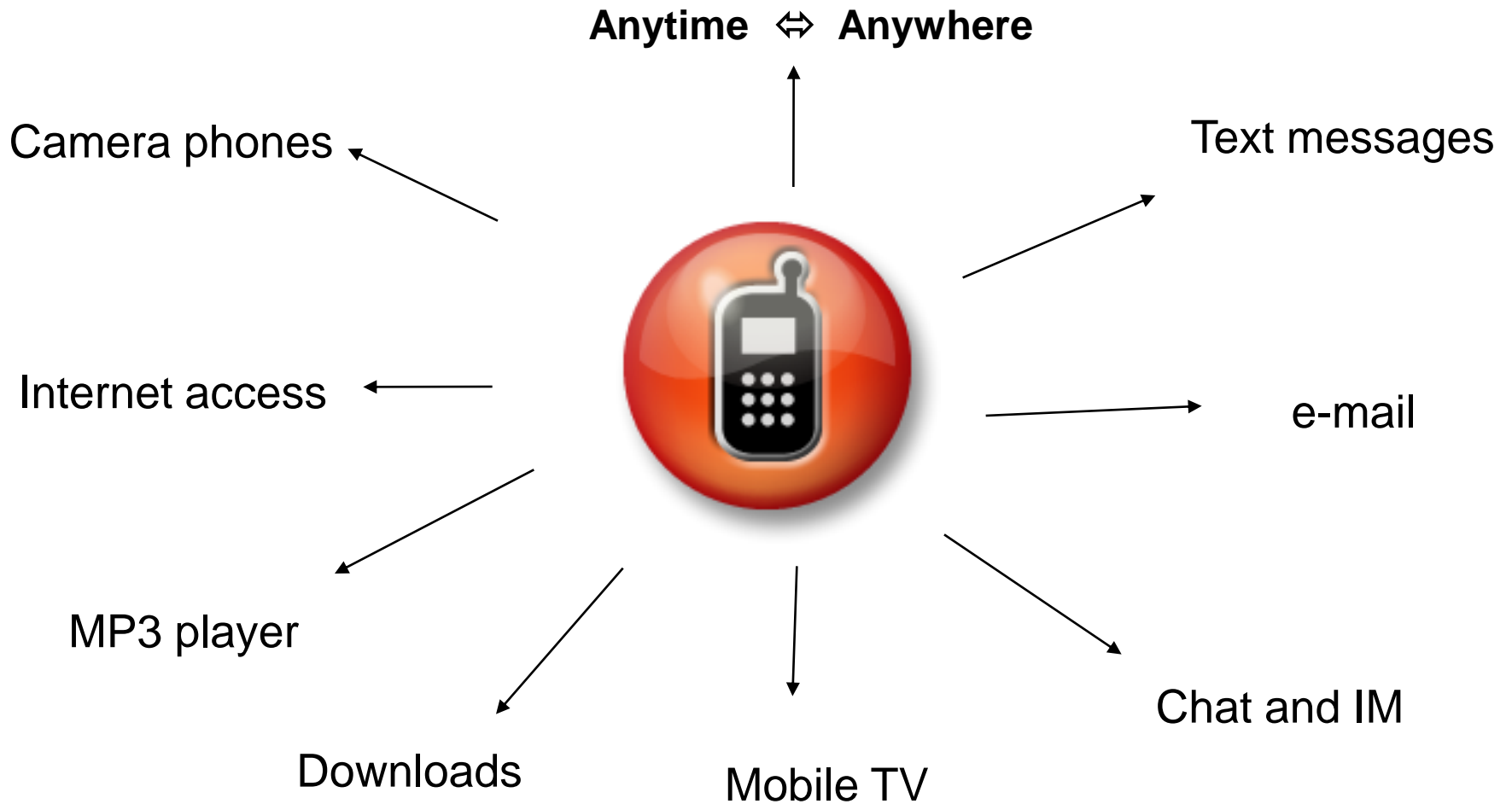


Who is the child sex offender?



Not so obvious!

Mobile phones



Welcome to www.phonebrain.org.uk

On our site you'll find everything you need to know about phone-paid services (such as ringtones, competitions and television voting) as well as fun stuff, like making your own video ringtone!

PhoneBrain is brought to you by PhonepayPlus, the UK regulator for phone-paid services, and was set up to educate young people about these services and the costs involved, as well as to raise awareness of the opportunities associated with them.



KIDS

PHONE
BRAIN

TEENS

PHONE
BRAIN

TEACHERS

PHONE
BRAIN

YOUTH CLUB LEADERS

Podcasting

- Podcasting is publishing radio style sound recordings on a website. It's like a radio show stored as an MP3 file.
- By podcasting, you can broadcast to the world without the need for specialist equipment or a licence.
- It is a great way to share work

**Podcast' (from
'ipod' and
'broadcast')**

Chat Rooms


Instant messaging

- **Chat Rooms** are websites or part of websites that provide an area for communities with common interests to chat in real time. Many ⇔ Many
- **Instant Messaging** IM is a way of communicating with another individual in real time across the internet using text-based not voice communication. One ⇔ One

79% of children use IM

29% of parents don't know what IM is

Get I.T. safe NCH 2009 11 – 16 year olds



article discussion view source history

Habbo Hotel

From Wikipedia, the free encyclopedia
(Redirected from [Habbo](#))

Editing of this article by unregistered or newly registered users is currently disabled.
Such users may [discuss changes](#), [request unprotection](#), [log in](#), or [create an account](#).

Habbo Hotel is a [virtual community](#) for teenagers owned and operated by [Sulake Corporation](#) that combines the two concepts of a [chat room](#) and an [online game](#). The original conception of Habbo Hotel, *Mobiles Disco*, was created as a small project by two Finnish men, [Sampo Karjalainen](#) and [Aapo Kyrölä](#).^[1]

The game is centered around *Habbos*, virtual representations of its members. Each character has a different name, and is identified solely by this name. The service's other focus point is *virtual furni*, which can be bought by Habbos using *credits* via a variety of payment methods, including, but not limited to, [SMS](#), [home phone](#), pre-paid cards, [credit card](#) and [money order](#). This furniture and the credits used to buy them can also be traded between users.

The game also is centered around *The Habbo Way*, which are the standards and rules which all Habbo users are expected to follow. Users are urged to report any breach of it.

The service began in 2000 and has expanded to 29 countries^[2], the latest community opening in [Russia](#). As of December 2006, over 66 million Habbos have been created worldwide and there are 7 million unique visitors to the virtual hotels around the world every month^[3].

Contents [hide]

- 1 History
- 2 Features
 - 2.1 Habbo Home
- 3 In the Hotel
 - 3.1 Pets
 - 3.2 Giant Hand
 - 3.3 Habbo Club
 - 3.4 Bank of Habbo
 - 3.5 Activities
- 4 In-Game Games
- 5 Moderation and management
 - 5.1 Moderator staff



Habbo Hotel

| | |
|-----------------|--|
| Developer(s) | Sulake Corporation |
| Publisher(s) | Sulake Corporation |
| Latest version | Release 13.1 |
| Release date(s) | 2000 January 2001 September 2004 |
| Genre(s) | Massively multiplayer online game |
| Mode(s) | Multiplayer |



- Based on the idea of networking with friends and friends of friends
- 69% of the 3,000 children surveyed by Ofcom have a social networking profile
- It is estimated that 29% of all UK youngsters have a presence on a social networking site (Source: Ofcom)
- Required age for Facebook registration = **13 years**

Video broadcasting



- Video sharing websites are where users can upload, view and share video clips
- Videos can be rated and the number of times viewed recorded
- Video recorded with mobile phones can easily upload
- YouTube is one of the ten most popular websites




Gaming sites

- Role-play, adventure and life simulations are becoming very popular
- Added extra elements of self-expression and personalisation
- Play on-line with other gamers from around the world
- Play in real-time

P2P file-sharing

- File-sharing or peer-to-peer (P2P) are terms used to describe sharing files (resources) directly between computers.
- To get started you will need to download P2P software from a website
- This software creates a 'shared media' folder on your computer from which other P2P users can access your files
- You can then exchange music, videos, games etc with other P2P users

School



Outside of
school

- **Supervised**
- **Monitored**
- **Filtered**
- **Curriculum**

?

Why is education so important in this area?

- *99% of children aged 8-17 access*
- *the internet*
- *(Ofcom, 2008)*
- *93% of children aged 5-16 now have*
- *a computer at home*
- *(ChildWise, 2010)*

This was 2 years ago!!

Why is education so important in this area?

- Biggest danger is the not knowing –

99% access the internet everyday

67% for an hour or more

21% liked IM/Chat the most

15% used gaming sites

47% had access in their bedrooms

25% have met someone offline

83% have taken a friend

(CEOP, 2010)


OFSTED SAYS

Schools should:

- audit the training needs of all staff and provide training to improve their knowledge of and expertise in the safe and appropriate use of new technologies
- work closely with all families to help them ensure that their children use new technologies safely and responsibly **both at home and at school**
- use pupils' and families' views more often to develop e-safety strategies
- **manage the transition from locked down systems to more managed systems to help pupils understand how to manage risk; to provide them with richer learning experiences; and to bridge the gap between systems at school and the more open systems outside school**

In the best practice seen, pupils were helped, from a very early age, to assess the risk of accessing sites and therefore gradually to acquire skills which would help them adopt safe practices even when they were not supervised

In other words



Probably the biggest and most real problem of all in staying E-safe

Cyberbullying


What about Cyberbullying?

From figures gathered across the England by LAs

60.5% of schools with e-safety issues report cyberbullying as the problem.

35.4% of schools report allegations or derogatory comments being made about staff on line.





Perceived anonymity




Distance apart



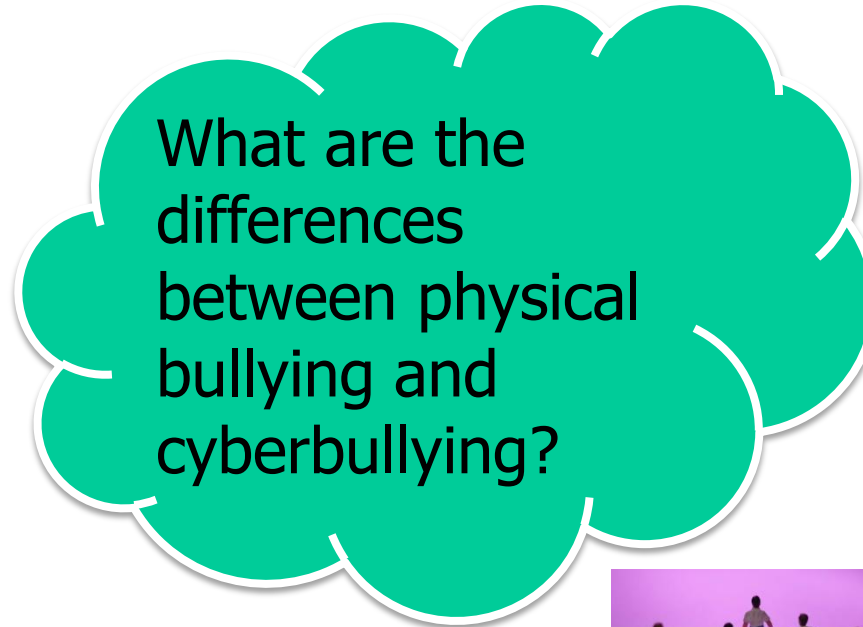
24/7 with little
respite




Staff can equally be
targeted



Publishing hurtful
images can
seldom be
recalled



What are the
differences
between physical
bullying and
cyberbullying?



Much quicker to
escalate



Cannot see or
judge the
response of the
person



Less aggressive. A bit
of a wind-up!



Different bully profile



Increases
number of
bystanders

This very moving video is the true story of a father whose son committed suicide because of the cyberbullying he experienced.

This kind of tragedy has also happened in Cheshire in recent years.

Teen Bullying Prevention - A Cyber Bullying Suicide Story-6.flv

Over to you – discuss

How aware are you of eSafety issues?

Has your child experienced threats to their eSafety?

Do you and your child talk about staying safe on the internet?

Group Activity

Activity cards

eSafety – Summing up the risks

- **Content** - sexual, racist, violent unreliable/bigoted i.e. safety of children's minds
- **Commerce** - scams, phishing and pharming, downloads which steal information– children's and parents!
- **Contact** - via interactive technologies – IM, chat, multiplayer games
- **Culture** – bullying, camera phones, blogging, social networking

It starts with Primary...

- Primary pupils as likely as secondary to access inappropriate material
- Year 9 girls most susceptible to 'grooming'
- Year 6, 10 and 11 most likely to plagiarise (boys more commonly than girls)
- **Keeping up with unknown technology**

Challenges ⇔ Young People ⇔ Maturity

- Like to post images and reveal personal information
- Want lots of 'friends'
- Talk about their peers – can be hostile
- Use inappropriate nicknames, often sexual
- Express insecurities and fantasies
- Trick others to make silly, embarrassing, dangerous acts with video or webcam
- Push boundaries - just as we pushed the boundaries as children

Listen to what these children say about on-line safety.....



Kidsmart Being Smart
RULES.flv



Kidsmart Chat - Make
SMART desicions wh...



Kidsmart Digital
Footprints.flv



Kidsmart Games - Learn
how to be a smart ga...



Kidsmart Safe
Searching.flv

The Golden Rules Video

- G
- O
- L
- D




Just to repeat...

The Golden Rules

- Ground rules
- Online safety
- Location
- Dialogue

Home and Family Guidelines



- ☺ **Practical principles** Talk with, NOT at your children.
Agree family guidelines and rules.
Discuss regularly online safety.
- ☺ **Infrastructure** Virus and firewall software up to-date,
Browser 'safe search' enabled.
- ☺ **Education** Learn together about new technologies
and enjoy!
Reflect together about new technologies,
the benefits, dangers and potential.
- ☺ **Systems** Keep webcams in family rooms
Monitor time spent on the internet
View the 'History' or purchase filtering
software.
Have proportionate responses to
problems.

Your child will not tell you about a problem if they feel their access to the technologies will be restricted.

and finally remember

‘..the risks do not merit a moral panic, and nor do they warrant seriously restricting children’s internet use because this would deny them the many benefits of the internet. Indeed, there are real costs to lacking internet access or sufficient skills to use it.’

‘However, the risks are nonetheless widespread, they are experienced by many children as worrying or problematic, and they do warrant serious intervention by government, educators, industry and **parents**.’

<http://www.children-go-online.net/>

**Web sites for for
further information
on staying safe**

eSafety - resources

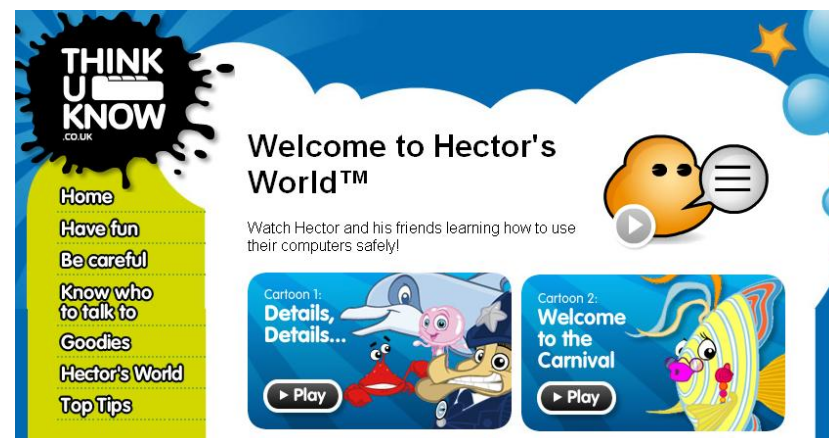
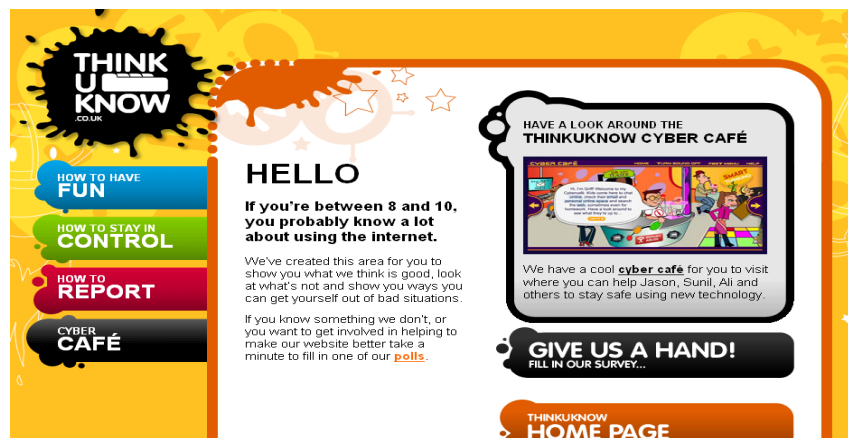
www.thinkuknow.co.uk

<http://www.childnet-int.org/>

<http://www.bbc.co.uk/webwise/>

<http://www.iwf.org.uk/>

<http://www.getnetwise.org/>





What's your favourite thing to do online? Learn more about the internet and being a SMART surfer here!



MOBILES

FILE SHARING

SOCIAL NETWORKING

BEING SMART RULES

CHAT

SAFE SEARCHING

DIGITAL FOOTPRINTS

GREAT SITES

MUSIC

GAMES

NET NASTIES

GALLERY

COMPETITIONS

SKILLS SCHOOL

NEW!

NETWORKERS

Make your join hands person and share your advice! Remember meeting up with online friends can be






Be
Smart
and
Safe

Kids



SAFE

Keep safe and don't give out your personal information to people you chat with online. Also be careful not to post too much information online where others can see it. Things to keep safe include you full name, password, phone number, home address, photos, email address and the name of your school.



MEETING

Meeting someone you have only talked to on the internet can be dangerous, so it's not a good idea. Remember online friends are still strangers even if you have been talking to them for a long time.



ACCEPTING

Accepting emails, IM messages or opening files, pictures or texts from people you don't know or trust can lead to problems. They may contain viruses or nasty text messages!


A large, 3D-style letter 'R' with a blue-to-purple gradient and a shadow effect.

RELIABLE

Sometimes information and people on the internet are not reliable. Information on the Internet might be wrong.

Always look at more than one website to check your information. People on the Internet can lie about who they are. If you like chatting online it's best to only chat

to your real world friends and family.



TELL

Some information isn't for kids on the internet. Tell your parent, carer, trusted adult or Childline 0800 1111, if something happens online that makes you feel uncomfortable or worried. If you are worried about a friend you can tell an adult about that too.



Parents Advice

[Advice](#)[Young People](#)[Parents](#)[Case Studies](#)[General Parent Tips](#)[Is your child a bully?](#)[Make a complaint](#)[Racism](#)[Schools](#)

Case Studies

Latest article

- » [Case study: Sandra and Keira](#)
- » [Case Study- Jacob](#)
- » [Case Study- Teenagers](#)
- » [Case Study- Young children](#)
- » [Case study: Sarah, Joseph and Ellie](#)

Must read articles

Sorry, we have no articles in the category you have selected, please try a different section or reset any filters used.

General Parent Tips

Latest article

- » [Cyberbullying: How to stay safe](#)
- » [Reasons behind bullying](#)
- » [Sexual bullying](#)
- » [Learn more homophobic bullying](#)
- » [Disability](#)

Must read articles

Sorry, we have no articles in the category you have selected, please try a different section or reset any filters used.

[Is your child a bully?](#)[Make a complaint](#)

This BBC site is excellent for parents

The screenshot shows the BBC Parents website. The top navigation bar includes the BBC logo, a search bar, and links for News, Sport, Weather, iPlayer, TV, Radio, and More. The main header features the 'Learning Parents' logo and the tagline 'Support your child's education'. A sidebar on the left contains a menu with links to Home, School, College, University, Child development, Personal and social issues, Special Educational Needs, Parental involvement, Find resources, Parents' blog, and Links. The main content area is titled 'Understanding cyber bullying' and includes a 'Print preview' button. The article is divided into sections: 'At a glance' (How to identify and help protect your child against cyber bullying), 'What is cyber bullying?' (Cyber bullying is the use of electronic media - especially mobile phones and the internet - to intimidate, threaten or upset someone. Cyber bullying can include: texting scary or rude messages by mobile phone, sending unpleasant photographs by mobile phone, using online message boards, chat rooms or social networking sites to post cruel messages, deleting the victim's name from or ignoring their messages on social networking sites), and a video player. The right sidebar contains sections for 'Watch and listen' (Radio 4 Schools Programmes), 'Learning Class Clips' (Experiencing and beating cyber bullying, Preventing cyber bullying, Staying safe online), 'Related articles' (Understanding bullying, Home education), and 'Related links' (Around bbc.co.uk, Adult learning).

West Grid for Learning Trust - Te... BBC - Schools Parents - Understa...
BBC News Sport Weather iPlayer TV Radio More Search the BBC

Learning Parents Support your child's education Parents: Support your child's education

Home School College University Child development Personal and social issues Special Educational Needs Parental involvement Find resources Parents' blog Links

Understanding cyber bullying [Print preview](#)

At a glance

How to identify and help protect your child against cyber bullying - bullying that uses technology like mobile phones or the internet.

What is cyber bullying?

Cyber bullying is the use of electronic media - especially mobile phones and the internet - to intimidate, threaten or upset someone.

Cyber bullying can include:

- texting scary or rude messages by mobile phone
- sending unpleasant photographs by mobile phone
- using online message boards, chat rooms or social networking sites to post cruel messages
- deleting the victim's name from or ignoring their messages on social networking sites

This short video demonstrates what cyber bullying is, and how you can deal with it.

Watch and listen

BBC RADIO 4 **Radio 4 Schools Programmes**
Listen to current school issues, debates and features.

Learning Class Clips

- ▶ Experiencing and beating cyber bullying
- ▶ Preventing cyber bullying
- ▶ Staying safe online

Related articles

- Understanding bullying
- Home education

Related links

Around [bbc.co.uk](#)

[Adult learning](#) ...



The BBC ChatGuide website provides a range of resources aimed at children, teenagers, parents and teachers.

With the aim of helping teenagers to get the best out of chat and stay safe, the guide is grouped into three key areas:

- **Socialising:** covering online communities, sharing, blogging, mobile phones, gaming, internet and digital TV.
- **Personal safety:** covering personal details, meeting up, and moderation and hosting.
- **Antisocial behaviour:** covering identity, disruption, harassment and grooming.

There is also an extensive glossary covering the language of chat.

A downloadable ChatGuide booklet for parents is also available online.

eSafety – resources for Parents

<http://www.nextgenerationlearning.org.uk/At-Home/parent-resource-finder/?cid=8>

Parent Resource Finder

Your selections: Key stage 1 (5-7 years)

e Safety Games

This set of fun, fast games makes it quick and easy for the whole family to test their knowledge of e Safety.

► [Try out e Safety Games](#)



Cyber Café

Children aged 8-10 can learn how to stay safe while using email, chat areas, mobiles and other new technologies by visiting the Cyber Café on the Thinkuknow 8-10s website.

► [Try out Cyber Café](#)



Hectors World™

Children aged 5, 6 or 7 can learn all about e Safety through the animated Hector's World, featured on the Thinkuknow 5-7s website.

► [Try out Hectors World™](#)



Know IT All for Parents

Childnet's Know IT All for Parents helps the whole family learn more about using mobile phones and the internet more responsibly and safely.

► [Try out Know IT All for Parents](#)



This is the site for the first **UK Child Internet Safety Strategy** (linking over 140 different organisations)

**CLICK CLEVER
CLICK SAFE**



Welcome to the Click Clever Click Safe campaign, brought to you by the UK Council for Child Internet Safety.

The internet opens up a wonderful world of entertainment, opportunity and knowledge. To help your children enjoy the internet safely, we have developed the **Click Clever Click Safe Code**. It's been designed to act as an everyday reminder of simple good behaviours, to help you and your children avoid common risks online.



ZIP IT



BLOCK IT



FLAG IT

Information for
YOUNG PEOPLE

Aged 11-14? Get tips and advice on Directgov

► Internet safety advice for young people

Information for
PARENTS

Are you a parent? Get tips and advice on Directgov

► Internet safety advice for parents

SCH@L@R@J@CT

On-line Security

Be secure online



When you use the internet you may be connected to thousands of other computers that you are exchanging information and data with, including personal details. It is important to make sure your computer, your information and your privacy are as secure as possible.

Being aware of the risks

Viruses


Viruses are destructive software that can run on your computer without you knowing. They spread through the internet and emails by copying themselves to documents and programs on your computer. Viruses can cause damage by deleting files and can allow criminals to monitor your computer and steal personal information. They can slow down your computer and take days to remove.

Spy-ware

Spy-ware is software that's often downloaded with other software, like music sharing software. It can allow criminals to scan your computer for information stored on it, install pop up advertisements, and let viruses through.

Botnets

A botnet is a network of virus-infected computers that are used together and can be remotely controlled. The attacker can then have access to the computers and use them for malicious activities like sending spam. All this can be done without the users of the computer knowing what is happening.




► Find out about other threats to your computer - [Get Safe Online](#) 

Security sites with Advice

Security measures you can take

Using the most up-to-date version of your operating system

Your operating system is the main piece of software controlling your computer. Some common systems in use are Microsoft Windows, Macintosh OS and Linux. Most new computers come with this software installed. The most recent version of the software is usually the most secure. Updates are usually available from the software manufacturer, and are free to download.

- ▶ How to protect your PC 
- ▶ How to protect your Mac 
- ▶ How to protect your Linux computer 

Make sure you have a desktop firewall in place

A firewall is software or hardware that acts as a filter between your computer or network and the internet. Using a firewall prevents unauthorised access to your computer and is designed to stop worms (another type of malicious software).



Desktop firewalls for individual computers are available in high street shops. Some operating systems have built-in firewalls but it's best to check with the manufacturer and find out if it provides adequate protection.

- ▶ Different types of firewall and how to install them 

More on-line security Advice.

Using up-to-date antivirus software

Antivirus software will check your computer for viruses and alerts you of any it recognises. It's important to keep this software up to date, as new viruses are being created all the time.

- ▶ [How to choose and evaluate anti-virus software](#) 
- ▶ [Sign up for email warnings from Get Safe Online](#) 

Use strong passwords

Many websites use passwords to protect your identity. If passwords get into the wrong hands or are easy to guess, your personal details will be easily accessible.

Good passwords should:

- never be shared - including with helpline staff, written down or observed
- be at least seven characters long
- be a mixture of lower and upper case letters, numbers and other keyboard characters
- changed regularly - every three months is good guide
- not be the same on all the sites you use



Get Safe Online Avoid
online rip-offs.flv

Monitoring your family's use of the internet

Make sure everyone's aware of internet safety issues - especially young people and children, who may use file-sharing programs, instant messaging and chatrooms more than adults. Think about restricting sites they can view and what they can download. It's usually possible to do this through the settings on your browser, or you can buy separate software.

- ▶ [Advice for parents about staying safe online \(parents section\)](#)
- ▶ [Advice for young people about staying safe online \(young people section\)](#)

An example of the support you get.

(Including vieos and 'How to' guides.)



Get Safe Online with
free, expert advice



Get Safe Online How to
protect your PC video.flv

I'm looking for 

You Are Here: Home > Knowledgebase > Protect your PC

Protect your PC

This section contains information on how to protect your PC. This is the foundation of online safety. Work through the advice in this section first. If you do not use Microsoft Windows, see [Protect your Mac](#) or [Protect your Linux computer](#).

- Use a firewall
Firewalls keep out some viruses and hackers
- Install anti-virus software
Prevent virus infections
- Get the latest Windows updates
Keep your applications and operating system fit and healthy
- Stop spyware
Don't let strangers get inside your computer
- Make regular backups
Protect your data from disaster
- Secure wireless networks
Without protection, Wi-Fi (wireless) networks are vulnerable
- Stop unwanted email
Spam email is a security threat and a pain in the neck
- Browse the internet safely
Make your browser safe and avoid dodgy websites

[Get Safe Online report](#)

[What are the risks?](#)

[How do I protect my PC?](#)

[Avoid online rip-offs](#)

[Help me stop identity theft](#)

[Watch videos](#)

[I need more detailed advice](#)

[Where do I get alerts?](#)

[Advice for small businesses](#)

CHILD SAFE

by Positive IT Solutions

Child Safe Solutions has blocked access to this website

This is because the website <http://www.facebook.com/> is not on the Parental Controls allow list and has been deemed unsuitable for viewing. If you want access to this website, you will need permission from an Administrator.

Your Internet Usage Policy prohibits access to sites classified as:

Social Networking

Password: Please enter the Child Safe Solutions Administrator Password and Press Enter to temporarily access this website. To remove the restrictions on this website fully you will need to add it to the trusted sites list when logged in as an administrator.

If you do not have permission from an Administrator or have reached this page by mistake, click Back on your browser to go back to the last page you were viewing.

HOME INTERNET DANGERS ABOUT DOWNLOAD PURCHASE SUPPORT CONTACT POLICIES

*Sheltering Children
from internet dangers*



What is it?

Child Safe is a new web filtering software designed to block the dangers of the internet. As a parent the software helps you supervise what they do online. Child Safe automatically blocks adult material and other inappropriate websites and monitors for unsuitable content, sex phrases and other inappropriate words.

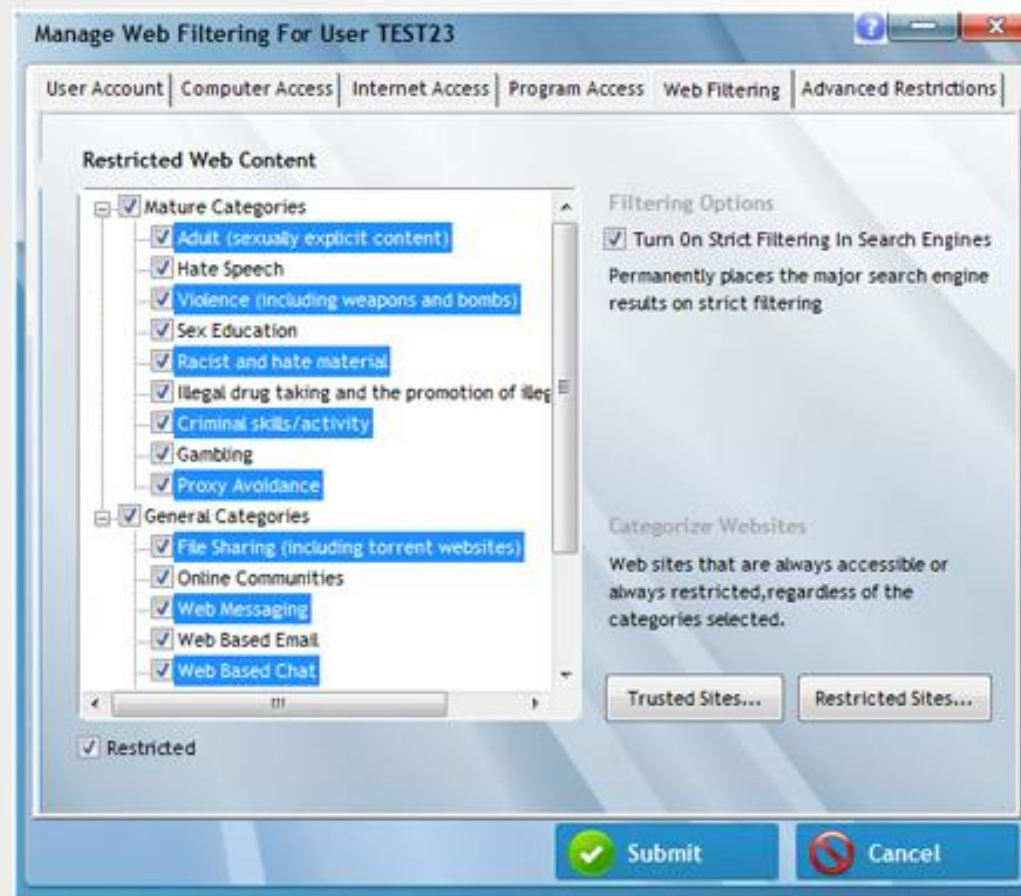
- Proxy Protect
- Protects Families and Children
- Social Networking
- Integration With Popular Search Engines
- Customizable "Allowed" or "Blocked" Lists
- Internet Use Time Controls

Child Safe by Positive IT Solutions. Home Access scheme approved suppliers.

Child Safe allows you to protect and supervise what children do online.

Child Safe is already being used on over 20,000 Home Access computers in the UK.

Child Safe is a powerful, yet simple to install parental control and internet safety solution that helps parents protect their children and monitor their Internet use. More than an Internet Filter, it is peace of mind.



Internet Use Time Controls

Child Safe's time controls will help you control when your children can and cannot use the Internet. Parents can use Child Safe to not only limit how long your kids spend on the Internet, but also during what time periods they can access the Internet. You can also allow time they are allowed to use the computer itself.

Manage Internet Restrictions For User TEST23

User Account | Computer Access | Internet Access | Program Access | Web Filtering | Advanced Restrictions

Internet Time Allocation
Indicate an hourly quota for internet usage.

☐ Daily ☐ Weekly

To set different time allotments daily, double-click on a day in a table below.

Schedule Internet Restrictions
Indicate when the internet can be used.

■ Restricted Time ■ Allowed Time

| | Midnight | 3am | 6am | 9am | Noon | 3pm | 6pm | 9pm | Midnight |
|-----------|----------|-----|-----|-----|------|-----|-----|-----|----------|
| Monday | | | | | | | | | |
| Tuesday | | | | | | | | | |
| Wednesday | | | | | | | | | |
| Thursday | | | | | | | | | |
| Friday | | | | | | | | | |
| Saturday | | | | | | | | | |
| Sunday | | | | | | | | | |

Allow Restrict Reset

Submit Cancel

Manage Computer Restrictions For User TEST23

User Account | **Computer Access** | Internet Access | Program Access | Web Filtering | Advanced Restrictions

Computer Time Allocation
Indicate an hourly quota for computer usage.

☒ Daily ☐ Weekly 2 Hours

To set different time allotments daily, double-click on a day in a table below.

■ Restricted Time ■ Allowed Time

Schedule Computer Restrictions
Indicate when the computer can be used.

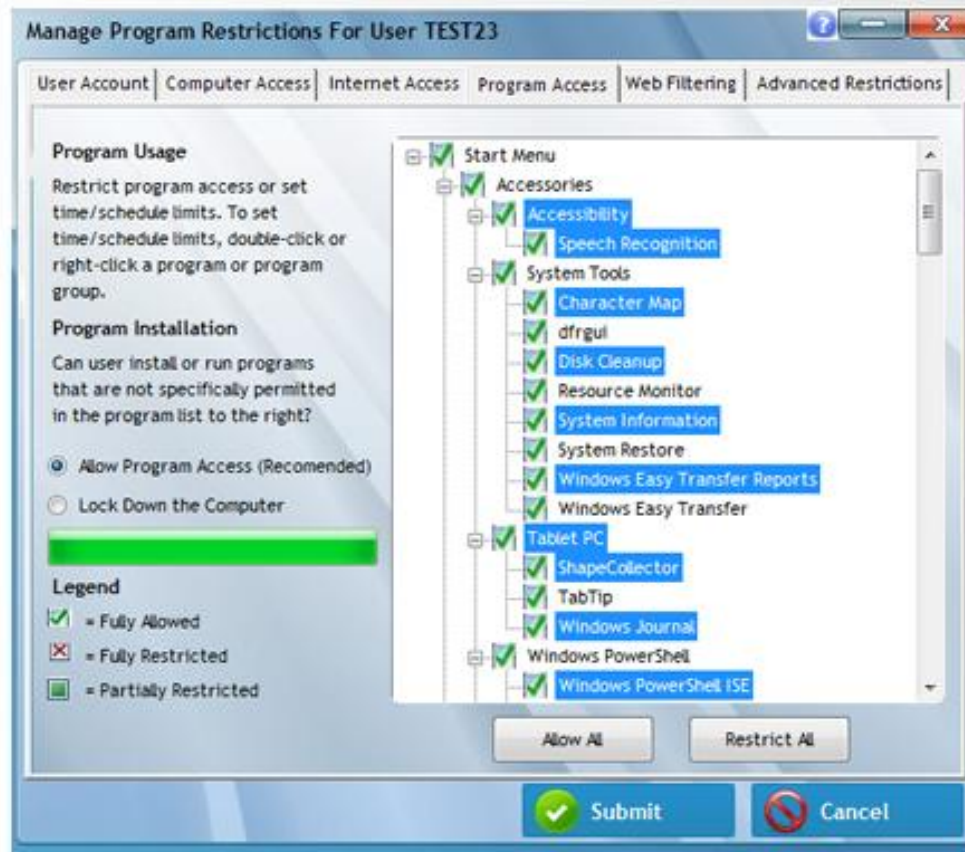
| | Midnight | 3am | 6am | 9am | Noon | 3pm | 6pm | 9pm | Midnight |
|---------------------|----------|-----|-----|-------|-------|-------|-------|-----|----------|
| Monday - 2 Hours | Red | Red | Red | Green | Green | Green | Green | Red | Red |
| Tuesday - 2 Hours | Red | Red | Red | Green | Green | Green | Green | Red | Red |
| Wednesday - 2 Hours | Red | Red | Red | Green | Green | Green | Green | Red | Red |
| Thursday - 2 Hours | Red | Red | Red | Green | Green | Green | Green | Red | Red |
| Friday - 2 Hours | Red | Red | Red | Green | Green | Green | Green | Red | Red |
| Saturday - 2 Hours | Red | Red | Red | Green | Green | Green | Green | Red | Red |
| Sunday - 2 Hours | Red | Red | Red | Green | Green | Green | Green | Red | Red |

Allow Restrict Reset

Submit Cancel

Child Safe Software is More than Just Web Protection

Did you know that there are many ways your children can access adult content and questionable content on the Internet? Child Safe provides full internet safety on not just the World Wide Web, but also less known but equally dangerous parts of the Internet like the Usenet, Peer-to-Peer downloading networks, Chat Rooms, Instant Messages and FTP, Forums. If you have never heard of some of those areas of the Internet, it is possible that your kids have. But don't worry. Child Safe knows about them, and protects your children from the bad content on them.



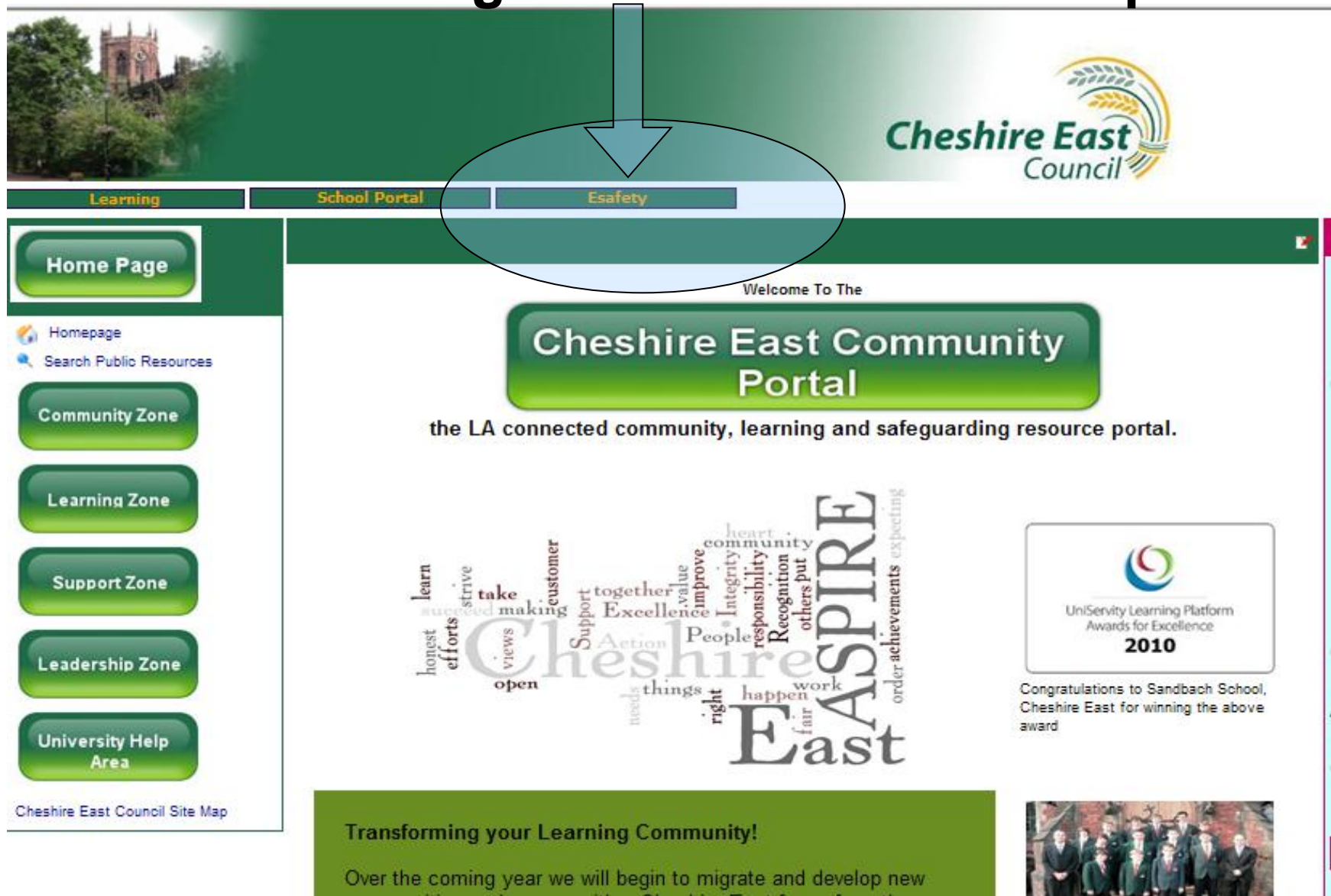
Customizable "Allowed" or "Blocked" Lists

Child Safe permits parents to create a customized lists of unacceptable or acceptable Web sites. For example, parents could set up a list (white list) of friendly sites that are always allowed and/or set up a list (black list) of objectionable sites that are always blocked.



But use with
caution

For further info go to the Cheshire East portal



The screenshot shows the Cheshire East Council website. At the top, there is a green header with a large blue arrow pointing down to the 'Esafety' link in the navigation bar. The navigation bar also includes 'Learning' and 'School Portal'. Below the navigation bar, the 'Esafety' link is highlighted with a blue oval. The main content area features a large green button that says 'Cheshire East Community Portal' and the text 'the LA connected community, learning and safeguarding resource portal.' To the left of the main content area is a sidebar with several green buttons: 'Home Page', 'Community Zone', 'Learning Zone', 'Support Zone', 'Leadership Zone', and 'University Help Area'. Below these buttons is a link to the 'Cheshire East Council Site Map'. In the center of the main content area is a word cloud featuring the words 'Cheshire' and 'ASPIRE East' prominently, along with other terms like 'Excellence', 'Integrity', 'Responsibility', and 'Recognition'. To the right of the word cloud is a box containing the 'UniServ Learning Platform Awards for Excellence 2010' logo and text, along with a photograph of a group of people in school uniforms. At the bottom of the main content area, there is a green banner with the text 'Transforming your Learning Community!' and 'Over the coming year we will begin to migrate and develop new'.

Cheshire East Council

Learning School Portal Esafety

Home Page

Homepage

Search Public Resources

Community Zone

Learning Zone

Support Zone

Leadership Zone

University Help Area

Cheshire East Council Site Map

Welcome To The

Cheshire East Community Portal

the LA connected community, learning and safeguarding resource portal.

learn strive take customer support together value improve heart community integrity responsibility Recognition others put ASPIRE East

UniServ Learning Platform Awards for Excellence 2010

Congratulations to Sandbach School, Cheshire East for winning the above award

Transforming your Learning Community!

Over the coming year we will begin to migrate and develop new

The site below contains information to help schools, children and you as parents.

The screenshot shows the Cheshire East Council website's E-Safety section. At the top, the Cheshire East Council logo is displayed. Below it, a navigation bar includes 'Learning', 'School Portal', and 'Esafety'. The main content area features a large red 'E-Safety' button and a green button labeled 'Click Here to go back to Main ICT Home Page'. A paragraph explains that E-Safety is a modern phenomenon affecting school children and teachers, with the purpose of drawing attention to good materials. Below this, three green buttons are provided for 'Parents', 'School', and 'Young People'. At the bottom of the main content area is a 'CLICK CEOP Internet Safety' logo. The left sidebar contains a green 'E-Safety' button and a list of links: 'Homepage', 'Search Public Resources', 'Staying Safe at Alderley Edge Primary with our SUP', 'Parents', 'School', and 'Young People'. Below this is a 'Cheshire East Council' section with links to 'Homepage', 'Community Zone', 'Learning Zone', 'Support Zone', and 'Leadership Zone'. The right sidebar shows a user profile for 'Mr Charlton' with links to 'My Homepage', 'My Resources', 'My Files', 'My Settings', 'Calendar / Reminders', 'My Calendar', 'My Blogs & Forums', 'To Do', 'My Tasks', 'My Quizzes', 'My Surveys', 'My Wikis', and 'My Overview'. It also includes a 'My Bookmarks...' dropdown, 'Communication' (My Messages), 'Assessments' (My Markbook), 'Community' (My User Directory, Show My Community Groups), and 'Learning Links'. A 'Logout' button is at the bottom of the sidebar. The Windows taskbar at the bottom shows the 'start' button and several open applications: 'IOSO Presentation u...', 'Cheshire East parent...', 'Internet Explorer', and 'Parent Presentation ...'. The system clock in the bottom right corner shows '16:22'.

Cheshire East Council

Learning School Portal Esafety

E-Safety

Cheshire East Council > Learning Zone > E-Safety

E-Safety

Click Here to go back to Main ICT Home Page

E-Safety is a modern phenomenon that affects both school children and teachers. The purpose of this area is to draw attention to some of the good materials that are available to support schools as they attempt to tackle these issues.

There are resources for different groups of people. Click on one of the buttons below that best suits you.

Parents School Young People

CLICK CEOP Internet Safety

Mr Charlton

- My Homepage
- My Resources
- My Files
- My Settings

Calendar / Reminders

- My Calendar
- My Blogs & Forums
- To Do
- My Tasks
- My Quizzes
- My Surveys
- My Wikis
- My Overview

My Bookmarks...

Communication

- My Messages

Assessments

- My Markbook

Community

- My User Directory
- Show My Community Groups

Learning Links

Logout

start

IOSO Presentation u... Cheshire East parent... Internet Explorer Parent Presentation ...

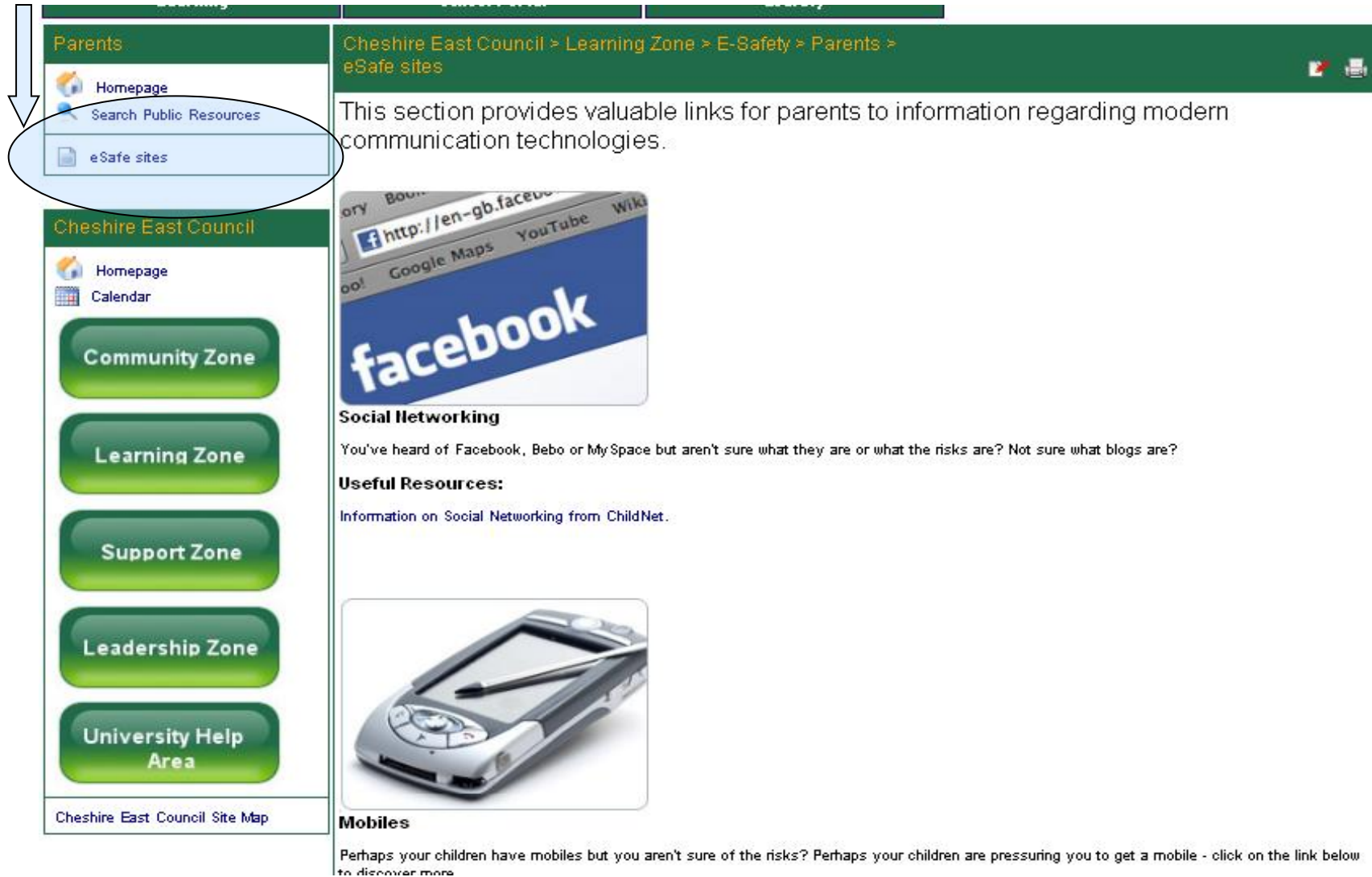
16:22

Here are some excellent links for parents

We are starting to build links here for you as parents to obtain help and useful software to support keeping your children safe. We do not necessarily endorse the use of all the software here and recommend that you make your own assessment for its use in your home.

| | |
|--|--|
| Where's Klaus Video | Short CEOP film for parents |
| Child Net International | Child Net Website including Know It All Parents |
| E-safe site for parents Kidscape | Guidance for parents on bullying and on-line safety. |
| Think U Know Parents Advice | Guidance for parents. |
| K-9 Web Protection | This is a free filtering tool for Windows computers. It will block inappropriate content, monitor what sites are being visited and is relatively easy to tailor to your families needs. |
| | |
| Know it All for Parents | General advice for parents from Child Net |
| Protecting Your Family on Mobiles and the Internet | Do you know your Facebook from your YouTube? Your Nintendo Wii from your PSP? Getting involved with your child's digital world is a key part of parenting in the 21st century. |
| Think u know | Go to this site to find the latest information on the sites you like to visit, mobiles and new technology. Find out what's good, what's not and what you can do about it – with resources you can use at home. Most importantly, there's also a place which anyone can use to report if they feel uncomfortable or worried about someone they are chatting to online. All the information here is brought to you by the team at the Child Exploitation and Online Protection (CEOP) Centre . |
| | This is a desktop monitoring tool which will monitor how your computer is being used. |

More links on Cheshire East eSafe portal



The screenshot shows the Cheshire East eSafe portal. On the left, under the 'Parents' heading, there is a sidebar with links: 'Homepage', 'Search Public Resources', and 'eSafe sites'. A blue arrow points to the 'eSafe sites' link. Below this, the 'Cheshire East Council' sidebar contains links for 'Homepage', 'Calendar', and several green buttons for 'Community Zone', 'Learning Zone', 'Support Zone', 'Leadership Zone', and 'University Help Area'. At the bottom of the sidebar is a link for 'Cheshire East Council Site Map'. The main content area has a green header with the breadcrumb 'Cheshire East Council > Learning Zone > E-Safety > Parents > eSafe sites'. Below the header, a paragraph states: 'This section provides valuable links for parents to information regarding modern communication technologies.' There are three main sections: 1. 'Social Networking' featuring a large image of a Facebook logo and a text block explaining that parents may not know what Facebook, Bebo, MySpace, or blogs are. 2. 'Useful Resources:' with a link to 'Information on Social Networking from ChildNet.'. 3. 'Mobiles' featuring an image of a silver mobile phone and a text block asking if children have mobiles and providing a link to discover more risks.

Parents

- Homepage
- Search Public Resources
- eSafe sites**

Cheshire East Council

- Homepage
- Calendar
- Community Zone
- Learning Zone
- Support Zone
- Leadership Zone
- University Help Area

Cheshire East Council Site Map

Cheshire East Council > Learning Zone > E-Safety > Parents > eSafe sites

This section provides valuable links for parents to information regarding modern communication technologies.

Social Networking

You've heard of Facebook, Bebo or MySpace but aren't sure what they are or what the risks are? Not sure what blogs are?

Useful Resources:


[Information on Social Networking from ChildNet.](#)

Mobiles

Perhaps your children have mobiles but you aren't sure of the risks? Perhaps your children are pressuring you to get a mobile - click on the link below to discover more


Aims of this presentation

- Look at how your children are using the Internet
- Raise awareness of eSafety issues
- Consider ways of working together as parents/ carers and the school
- Offer guidance on keeping your child safe
- Next steps



**Respond to
the negative**

**Promote the
positive**



We can only keep
children safe if it is
a community
response.